


 **ON**
AIR
PlayUP

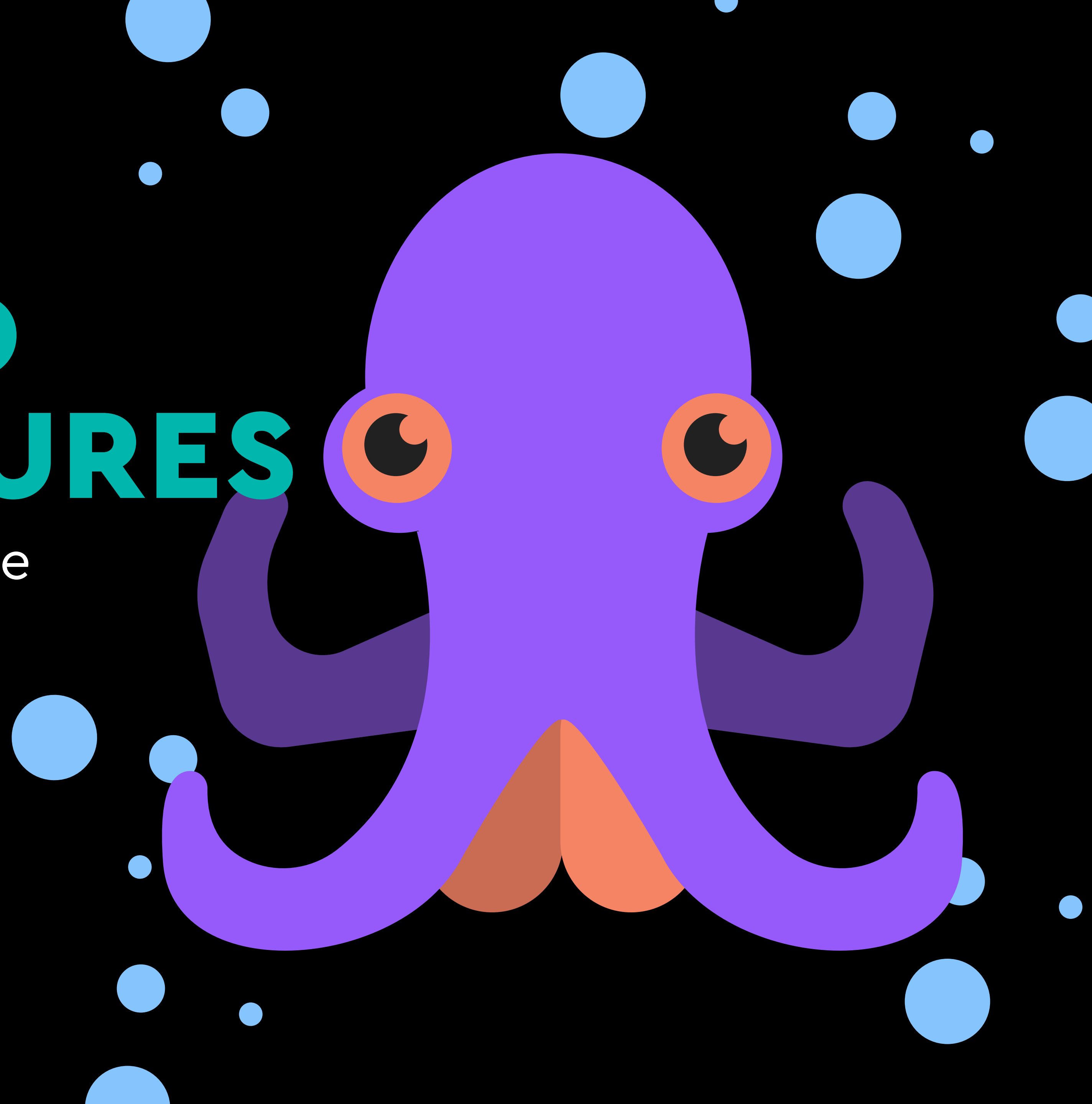


Join the PlayUP team
as they make

TENTACLED SEA CREATURES

from recyclables to celebrate

WORLD OCEANS DAY!






Did you know that our oceans help us breathe? They are the lungs of our planet giving us over 70% of the oxygen we need to live. The health of our oceans is deeply connected to our own health. Oceans provide us with food to eat, medicine to protect us from disease and jobs to earn money. They are also home to an amazing selection of plants and animals.

This year, on World Oceans Day, the theme is 'Innovation for a Sustainable Ocean'. It encourages us to find and create new ways to look after our oceans.

Do you have an idea or an invention to help us protect our oceans?

Materials

- **Recyclable materials**
(boxes, bottles, plastic tubs and lids etc.)
- **Paper or cardboard**
- **String, Ribbon or Plarn** (plastic bag yarn)
- **Scissors** (please be careful with these)
- **Crayons/textas/pencils**
- **Glue stick or sticky tape**




Instructions

1. Start with your biggest recyclable for the body of your tentacled sea creature. Add eyes by drawing or gluing on shapes cut out of paper.
2. To create tentacles, you can cut strips of paper or make plarn (see the instructions on the next page). Cellophane, ribbon or string make great tentacles too!
3. Attach the tentacles by sticky taping them to your sea creature's body. Or use a hole punch to punch little holes into the body and thread the tentacles and secure with a knot.
4. So that your sea creature can swim through the oceans, attach a string or ribbon handle to the very top with sticky tape or using the hole punch method in step 3. Now your sea creature is ready to swim!

Keep crafting!

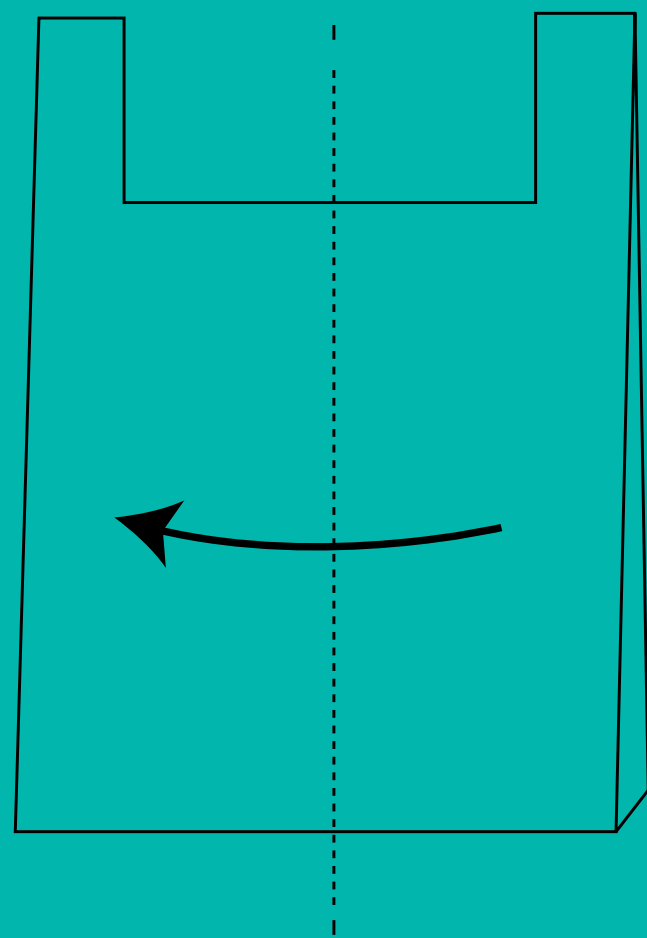
What other sea creatures can you make out of recyclables? Perhaps a cardboard box turtle with plastic lid flippers, or maybe a school of fish made from coffee cup lids.



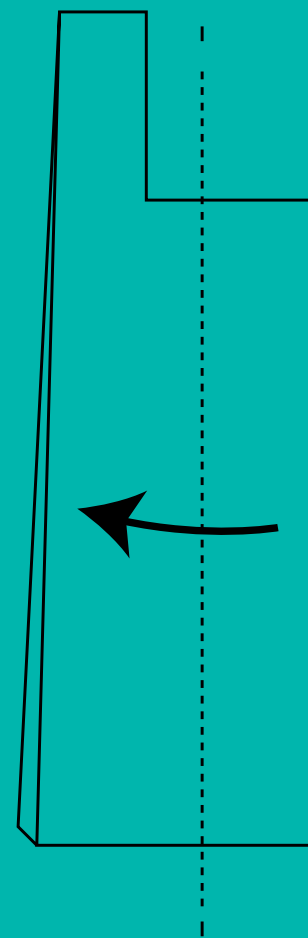
Craft Tip

Here is an easy way to cut your plastic bags into plarn for splendid tentacles.


1.



2.




3.



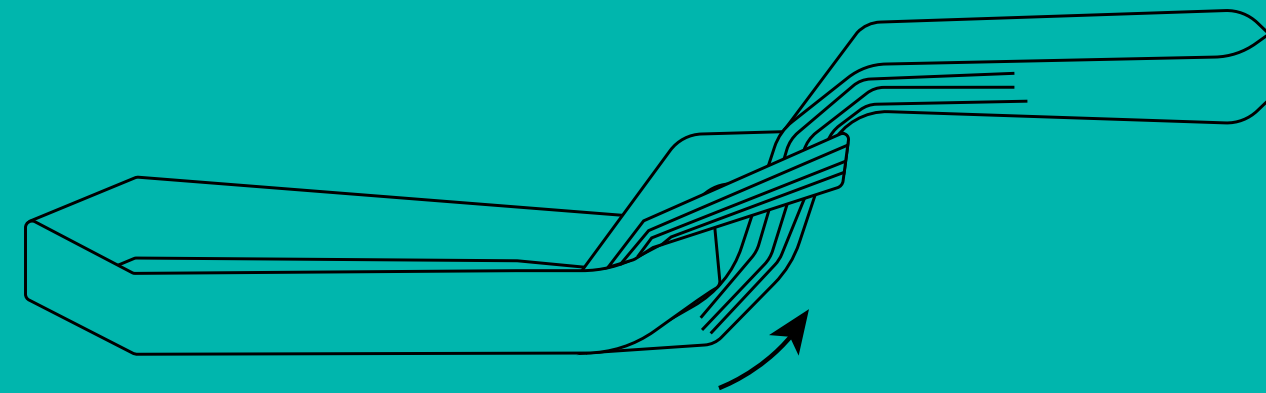
4.



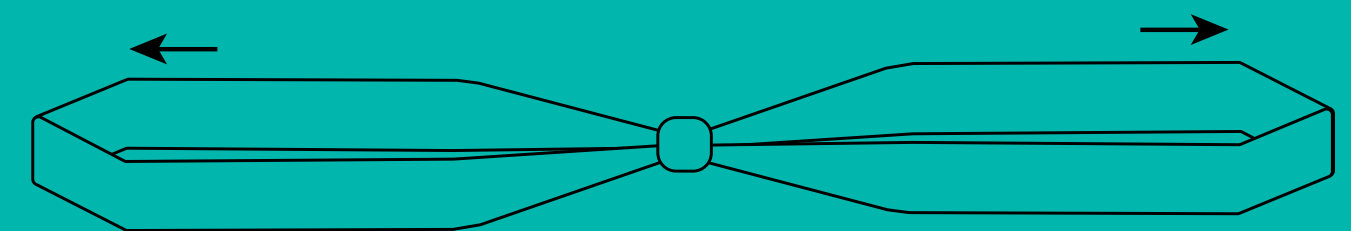
5.



6.



7.



Fun at Home

Create a calming ocean bottle

Find a clear plastic bottle from your recyclables and give it a good clean. Fill the bottle half-way with water, then add a few drops of blue food colouring. Now fill the rest of the bottle almost to the top with cooking oil. Finally, add some 'fish' using sequins, marbles, glitter or beads, and firmly screw the lid on. Add a small squeeze of super glue or strong tape to the lid to make sure it stays on tight!

Now you can turn your bottle sideways to make waves like the ocean.

Design your own ocean saver

Design an invention to help keep our oceans and beaches clean! Will your invention clean up rubbish, or protect endangered sea creatures, or plant more seaweed?

Draw the blueprint of your invention on paper or create your invention out of recyclables.

Share it with the On Air PlayUP Team on the PlayUP Community Facebook group!

More Fun at Home

Crab Walk Game

In this game, everyone needs to crawl like a crab – on all fours, with their belly up!

Round one – can all the crabs crawl from one side of the room to the other?

Round two – how many crabs can crawl across the room without dropping a spoon that's resting on their belly?

Round three – next try crab crawling with a roll of toilet paper, then try a pillow, followed by a book!

The game finishes when there is only one crab left who can successfully crawl across the room with items on their belly.

Ocean Memory Game

The ocean may look like one giant body of water on a map, but did you know there are five different oceans? There is the Antarctic Ocean, Arctic Ocean, Atlantic Ocean, Indian Ocean and Pacific Ocean.

To help you remember these names, write a song or a poem. Or try a mnemonic! This mnemonic lists the oceans from largest to smallest: Pacific, Atlantic, Indian, Antarctic, Arctic.

Please **A**sk In **A**untie **A**nnie

Books

Title	Authors/Illustrator
<i>The Big Book of the Blue</i>	by Yuval Zommer
<i>The Brilliant Deep: Rebuilding the World's Coral Reefs</i>	by Kate Messner illustrated by Matthew Forsythe
<i>Queen Celine</i>	by Matt Shanks
<i>One Well: The Story of Water on Earth</i>	by Rochelle Strauss illustrated by Rosemary Woods

This video reminds us that we can help care for the oceans by keeping them free of rubbish

www.youtube.com/watch?v=xFPoIU5iiYQ

Learn More

www.un.org/en/events/oceansday/

worldoceansday.org/

unworldoceansday.org/page/home

www.adrift.org.au/

www.attenboroughsreef.com

[Links to the Early Learning Framework
– Belonging, Being and Becoming](#)

Outcome 2: Children are connected with and contribute to their world:
Children become socially responsible and how respect for the environment.

Outcome 4: Children are confident and involved learners:
Children develop dispositions for learning such as curiosity, cooperation, confidence, creativity, commitment, enthusiasm, persistence, imagination and reflexivity.

Learn More

[Links to the Australian Curriculum](#)

Critical and Creative Thinking Levels 1-3

Inquiring – identifying, exploring and organising information and ideas
– pose questions.

Generating ideas, possibilities and actions
– imagine possibilities and connect ideas; consider alternatives; seek solutions and put ideas into actions.

Reflecting on thinking and processes
– think about thinking (metacognition).

Analysing, synthesising and evaluating reasoning and procedures – draw conclusions and design a course of action.

Ethical Understanding Levels 1-3

Understanding ethical concepts and issues
– explore ethical concepts in context.

Exploring values, rights and responsibilities
– explore rights and responsibilities.



Aligns with the United Nations Sustainable Development Goal 14

To conserve and sustainably use the oceans, seas and marine resources

SUSTAINABLE DEVELOPMENT GOALS

ON AIR PlayUP

**Don't forget to tune
into On Air PlayUP next
Wednesday @ 10:30am
for more fun.**



Old
Parliament
House

 @OldParliamentHouse

 @MuseumofAustralianDemocracy