



**ON
AIR**
PlayUP



**WORLD
PRESS
FREEDOM
DAY**

Join the **PlayUP team**
as they share how to
make your very own

MICROPHONE AND VIDEO CAMERA

to report the news for

**WORLD PRESS
FREEDOM DAY**


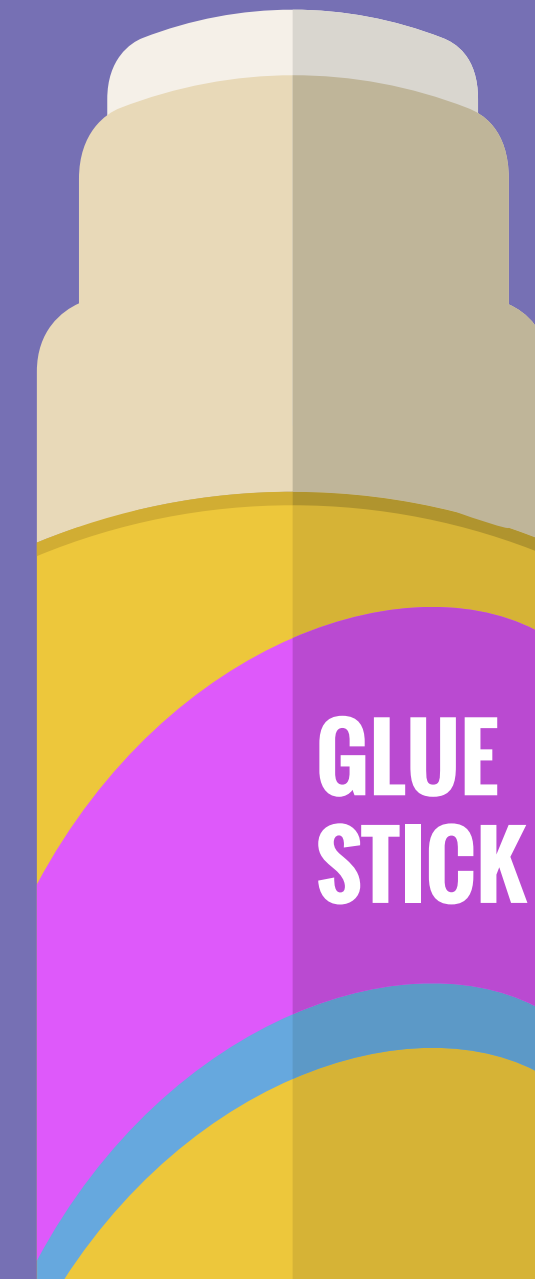



***Freedom of the Press* is an idea supported by many governments around the world. It protects people who report the news so that they are able to do their job. These people are called journalists and most are committed to telling the truth in the stories they report. Being able to report the news is an important part of democratic societies because it allows ordinary people to access facts about the world and exercise their rights and responsibilities as citizens.**

World Press Freedom Day celebrates the role of journalists who work very hard to provide factual and unbiased information to people like you and me. It's also a time to recognise the good work of governments around the world that continue to protect a free press.

Materials

- Cardboard/Paper
- Foil
- Recycled small box
- Crayons/Textas/Pencils
- Glue stick or sticky tape
- **Scissors** (please be careful with these)
- **Cardboard roll** (optional)



Instructions

Microphone

1. First make a handle for your microphone. Take a piece of paper or cardboard and decorate it with some colour and pattern.
2. Now roll your cardboard or paper to make a tube and sticky tape it into place.
3. Next make the top of the microphone. Use some foil or paper and scrunch it into a ball a little bigger than your tube.
4. Attach the head of the microphone to the handle using some sticky tape around the base.
5. Add an on/off button, draw on or cut and stick a paper button!

Video Camera

6. It's time to make your video camera. Find a box in your recycling basket. Cover it in foil or coloured paper and secure it with sticky tape.
7. Make two more tubes. Sticky tape the first to the centre of the front of the box as a camera lens. Tape the second tube to the back of the box as a viewfinder.
8. Cut a strip of cardboard that is about three fingers wide and slightly longer than the width of your hand. This is going to be the handle for your video camera.
9. Tape both sides of the cardboard strip securely to one side of your box so that your hand can fit snugly inside.
10. Finally, design some special buttons for the other side of your box. Either draw these or sticky tape button shapes on your camera.



News Story Ideas

My Zoom meeting with my grandparents...

An exciting adventure at the park...

When you can't see your best friend...

How to be brave when you fall over...

Tips on cleaning your room...

The time I didn't go to sleep until late...

The least best vegetable is...

The bravest person I know...



Sniff Out a Story

Journalists are sometimes called newshounds because they can 'sniff' out a good story.

Why not brainstorm a few ideas with your family. To the right is an example to practise with while you sniff out your own news story.

Journalist: Good morning, I'm coming to you live from a small street in Spain where a man has been seen taking his pet goldfish for a walk during the quarantine period. The owner of the goldfish is with me now to describe what happened.

Man with Goldfish: Yes, yes! I heard that people could finally take their dogs for a walk. So I thought that my goldfish deserved a walk too. We got to the end of my street and then the police stopped me.

Journalist: I see. Can you please explain to our viewers what happened next?

Man with Goldfish: The police said that I needed to take my goldfish straight home!

Journalist: You heard it first here on Quarantine News. Back to you in the studio.

For more ideas

check out the Rookie Reporter interviews on Behind the News. See our Learn More page for more details.


Draw the News

Cartoons are a good way of illustrating the news to make it simple to understand.

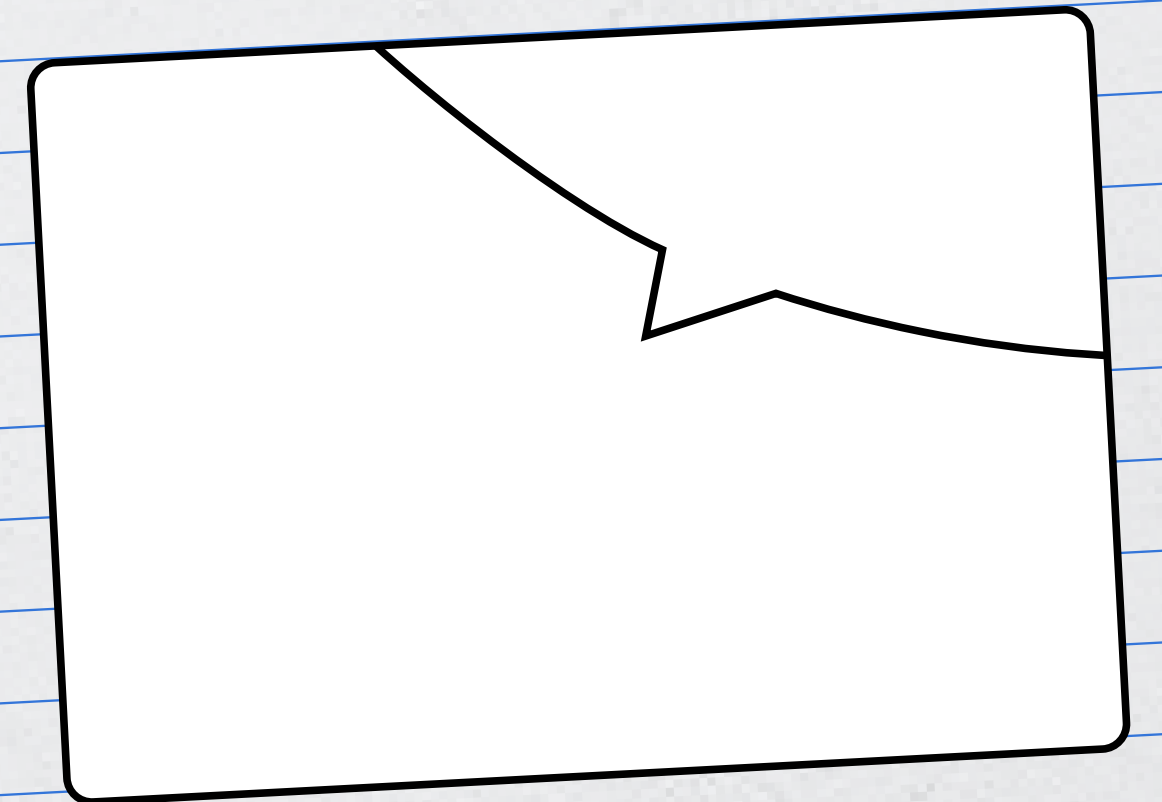
Newspapers use cartoons to explain important issues.

Can you make the two news stories on the right hand side into cartoons?

1. Man is fined by police for taking his pet goldfish for a walk.



2. Woman dresses as a dinosaur to put her bin out on Bin Night.



Can you think of others?

Send pictures of your cartoons to the PlayUP team. We'd love to see them.

The Family Times

Now that you have sniffed out some good stories, it's time to turn them into a newspaper!

What will your family newspaper be called? Could you post a copy to other family members or friends?



Some ideas

- 1. Write a news report**
What happened in the backyard today? Was there a monster bathroom mess after bath time today? Have you got a good news story to share?
- 2. Interview a family member or friend**
Try to think of three really good questions to ask and have them ready before your interview. Why not ring a grandparent, best friend or cousin and interview them?
- 3. Write your opinion**
Share your knowledge on the best walks in your neighbourhood, a yummy biscuit recipe or a movie review.
- 4. Other items you could include**
A weather report, a word puzzle, a backyard sport report, the list is endless.


Learn More

un.org/en/events/pressfreedomday/

en.unesco.org/commemorations/worldpressfreedomday

abc.net.au/btn/rookie-reporter/

abc.net.au/btn/classroom/press-freedom/11205364



Aligns with the United Nations Sustainable Development Goal 16

Promote peaceful and inclusive societies for sustainable development, provide access to justice for all and build effective, accountable and inclusive institutions at all levels.

Books

Here are some great books that help us celebrate World Press Freedom Day.

Title	Authors
The Furry News: how to make a newspaper	Loreen Leedy
Breaking News: Bear Alert	David Biedrzycki
Radio Man	Arthur Dorros



Learn More

[Links to the Early Learning Framework](#)

Outcome 2:

Children are connected with and contribute to their world

Children develop a sense of belonging to groups and communities and an understanding of the reciprocal rights and responsibilities necessary for active community participation.

Outcome 4:

Children are confident and involved learners

Children develop a range of skills and processes such as problem solving, inquiry, experimentation, hypothesising, researching and investigating.

Outcome 5:

Children are effective communicators

Children express ideas and make meaning using a range of media

[Links to the Australian Curriculum](#)

Critical and Creative Thinking Levels 1–3

Inquiring – Identifying, exploring and organising information and ideas

Ethical Understanding Levels 1–3

Exploring values, rights and responsibilities

Reasoning in decision-making and actions

Personal and Social Capability Levels 1–3

Social Awareness – contribute to civil society

ON
AIR
PlayUP

**Don't forget to tune
into On Air PlayUP next
Wednesday @ 10:30am
for more fun.**



Old
Parliament
House

 @OldParliamentHouse

 @MuseumofAustralianDemocracy